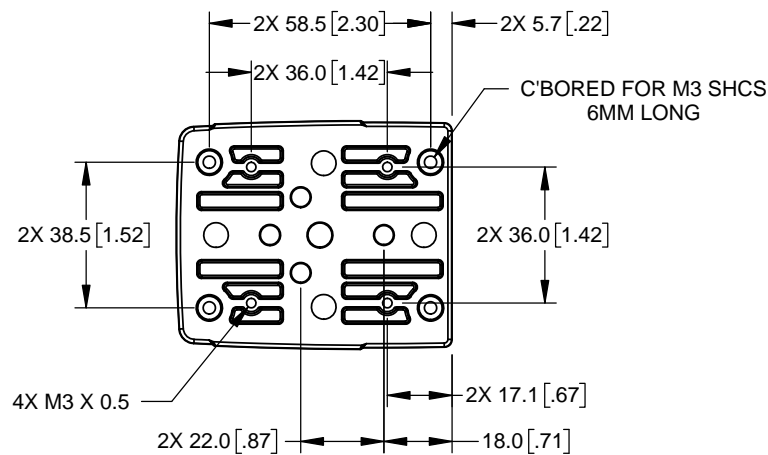
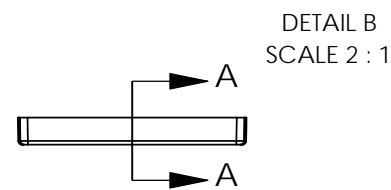
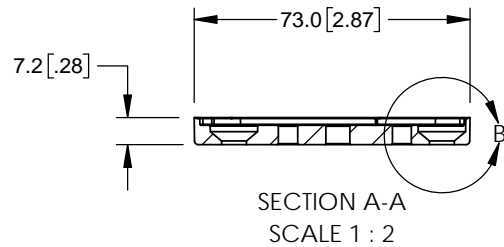
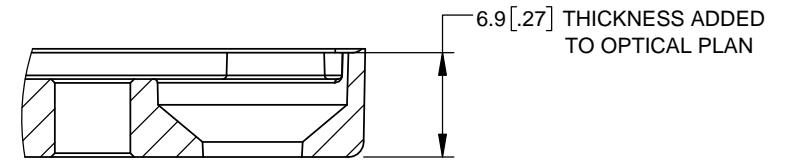
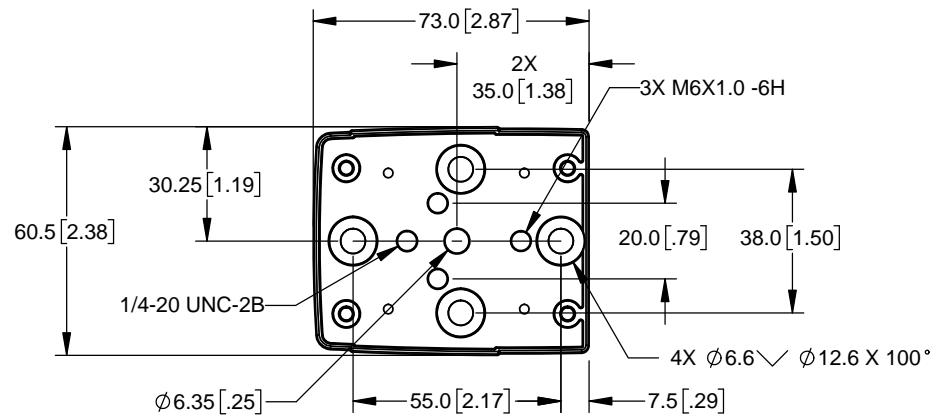


REVISIONS

DATE	DESCRIPTION
10/26/16	INITIAL RELEASE



NOTES:

1. ALL DIMENSIONS FOR REFERENCE PURPOSES ONLY.
2. ALL SPECIFICATIONS MAY CHANGE WITHOUT NOTICE.

<p><b>DIMENSIONS:</b> UNLESS OTHERWISE SPECIFIED, DIMENSIONS ARE DISPLAYED IN MILLIMETERS [INCHES]</p> <p><b>TOLERANCES:</b> X.X[X.XX]: <math>\pm 0.25</math> [.010] X.XX[X.XXX]: <math>\pm 0.13</math> [.005] ANGULAR: <math>\pm .5^\circ</math> GEOMETRIC TOLERANCES PER ASME Y14.5M-1994</p>	<p><b>COGNEX</b></p> <p>NATICK, MA 01760 www.cognex.com/support/In-Sight.asp</p>	
	<p><b>MATERIAL:</b> ALUMINUM</p>	<p><b>APPLIES TO:</b> <b>IS7600 MOUNTING BRACKET</b></p>
<p>SCALE: 1:2</p>	<p>DOC NO: IS016-04</p>	<p>REL DATE: 10/26/16</p>